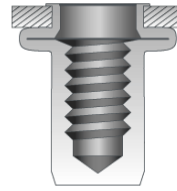
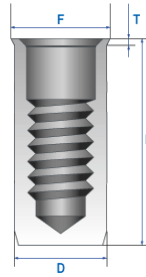


Large Flange Closed End Blind Nut **PZCSSP**

Body Type / Flange Type	Closed End & Round / Small Flange
Material	Stainless Steel
Finish	Natural



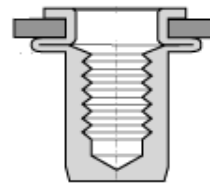
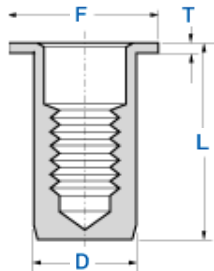
F = Flange Diameter
T = Flange Thickness
L = Body Length
D = Body Diameter

*Dimensions in millimeters

Part Number	Thread Size	D	Hole Size	L (±0.5)	Grip Range	F (±0.25)	T (+0.3)
PZCSSP-040025	M4 X 0.7	6.0	6.1	16.0	0.5~2.5	7.0	0.5
PZCSSP-050025	M5 X 0.8	7.0	7.1	18.0	0.5~2.5	8.0	0.5
PZCSSP-060030	M6 X 1.0	9.0	9.1	21.0	0.5~3.0	10.0	0.5
PZCSSP-080030	M8 X 1.25	11.0	11.1	23.5	0.5~3.0	12.0	0.5
PZCSSP-100035	M10 X 1.5	13.0	13.1	26.5	1.0~3.5	14.5	0.8

Large Flange Closed End Blind Nut **PZCLSP**

Body Type / Flange Type	Closed End & Round / Large Flange
Material	Stainless Steel
Finish	Natural



F = Flange Diameter
T = Flange Thickness
L = Body Length
D = Body Diameter

*Dimensions in millimeters

Part Number	Thread Size	D	Hole Size	L (±0.5)	Grip Range	F (±0.25)	T (±0.3)
PZCLSP-040025	M4 X 0.7	6.0	6.1	16.0	0.5~2.5	9.0	1.0
PZCLSP-050025	M5 X 0.8	7.0	7.1	18.0	0.5~2.5	10.0	1.0
PZCLSP-060030	M6 X 1.0	9.0	9.1	21.0	0.5~3.0	12.0	1.5
PZCLSP-080030	M8 X 1.25	11.0	11.1	23.5	0.5~3.0	15.0	1.5
PZCLSP-100040	M10 X 1.50	13.0	13.1	26.5	1.0~3.5	17.0	2.0