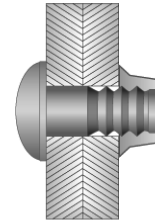
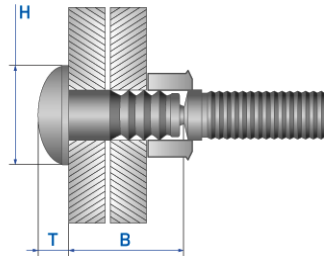




Head Type	Brazier Head
Material	Carbon Steel
Finish	Zinc Plate



H = Head Diameter
T = Head Thickness
B = Break Point Length

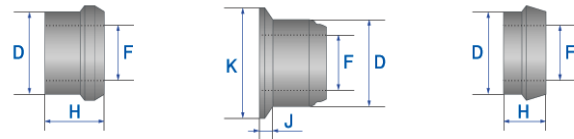
*Dimensions in millimeters

Part Number	Rivet Diameter (D) nom.	Hole Size	Break Point Length(B)	Grip Range	Head Diameter (H) max.	Head Thickness (T) max.	Standard Strength (kN) typ.	
							Shear	Tensile
LLPBCZ-048100	4.8	5.2	10.0	1.6~4.8	9.0~10.0	2.8~3.2	7.7	7.3
LLPBCZ-048116			11.6	3.2~6.4				
LLPBCZ-048132			13.2	4.8~7.9				
LLPBCZ-048148			14.8	6.4~9.5				
LLPBCZ-048164			16.4	7.9~11.1				
LLPBCZ-048180			18.0	9.5~12.7				
LLPBCZ-048195			19.5	11.1~14.3				
LLPBCZ-048211			21.1	12.7~15.9				
LLPBCZ-048227			22.7	14.3~17.5				
LLPBCZ-048243			24.3	15.9~19.1				
LLPBCZ-048259			25.9	17.5~20.6				
LLPBCZ-048275			27.5	19.1~22.2				
LLPBCZ-048291			29.1	20.6~23.8				
LLPBCZ-048307			30.7	22.2~25.4				
LLPBCZ-048322			32.2	23.8~27.0				
LLPBCZ-048338			33.8	25.4~28.6				
LLPBCZ-048354			35.4	27.0~30.2				
LLPBCZ-048370			37.0	28.6~31.8				
LLPBCZ-048386			38.6	30.2~33.3				
LLPBCZ-048402			40.2	31.8~34.9				
LLPBCZ-048418			41.8	33.3~36.5				
LLPBCZ-048434			43.4	34.9~38.1				
LLPBCZ-048449			44.9	36.5~39.7				
LLPBCZ-048465			46.5	38.1~41.3				
LLPBCZ-048481			48.1	39.7~42.9				
LLPBCZ-048497			49.7	41.3~44.5				
LLPBCZ-048513			51.3	42.9~46.0				
LLPBCZ-048529			52.9	44.5~47.6				
LLPBCZ-048545	54.5	46.0~49.2						
LLPBCZ-048561	56.1	47.6~50.8						
LLPBCZ-048576	57.6	49.2~52.4						

Part Number	Rivet Diameter (D) nom.	Hole Size	Break Point Length(B)	Grip Range	Head Diameter (H) max.	Head Thickness (T) max.	Standard Strength (kN) typ.	
							Shear	Tensile
LLPBCZ-064123	6.4	6.8	12.3	1.6~4.8	12.0~13.4	3.4~3.9	13.5	13.3
LLPBCZ-064139			13.9	3.2~6.4				
LLPBCZ-064155			15.5	4.8~7.9				
LLPBCZ-064171			17.1	6.4~9.5				
LLPBCZ-064187			18.7	7.9~11.1				
LLPBCZ-064203			20.3	9.5~12.7				
LLPBCZ-064218			21.8	11.1~14.3				
LLPBCZ-064234			23.4	12.7~15.9				
LLPBCZ-064250			25.0	14.3~17.5				
LLPBCZ-064266			26.6	15.9~19.1				
LLPBCZ-064282			28.2	17.5~20.6				
LLPBCZ-064298			29.8	19.1~22.2				
LLPBCZ-064314			31.4	20.6~23.8				
LLPBCZ-064330			33.0	22.2~25.4				
LLPBCZ-064345			34.5	23.8~27.0				
LLPBCZ-064361			36.1	25.4~28.6				
LLPBCZ-064377			37.7	27.0~30.2				
LLPBCZ-064393			39.3	28.6~31.8				
LLPBCZ-064409			40.9	30.2~33.3				
LLPBCZ-064425			42.5	31.8~34.9				
LLPBCZ-064441			44.1	33.3~36.5				
LLPBCZ-064457			45.7	34.9~38.1				
LLPBCZ-064472			47.2	36.5~39.7				
LLPBCZ-064488			48.8	38.1~41.3				
LLPBCZ-064504			50.4	39.7~42.9				
LLPBCZ-064520			52.0	41.3~44.5				
LLPBCZ-064536			53.6	42.9~46.0				
LLPBCZ-064552			55.2	44.5~47.6				
LLPBCZ-064568	56.8	46.0~49.2						
LLPBCZ-064584	58.4	47.6~50.8						
LLPBCZ-064599	59.9	49.2~52.4						
LLPBCZ-080190	8	8.3	19.0	3.2~9.5	15.0~16.7	4.5~5.2	21.0	20.5
LLPBCZ-080222			22.2	6.4~12.7				
LLPBCZ-080254			25.4	9.5~15.9				
LLPBCZ-080285			28.5	12.7~19.1				
LLPBCZ-080317			31.7	15.9~22.2				
LLPBCZ-080349			34.9	19.1~25.4				
LLPBCZ-080381			38.1	22.2~28.6				
LLPBCZ-080412			41.2	25.4~31.8				
LLPBCZ-080444			44.4	28.6~34.9				
LLPBCZ-080476			47.6	31.8~38.1				
LLPBCZ-080508			50.8	34.9~41.3				
LLPBCZ-080539			53.9	38.1~44.5				
LLPBCZ-080571			57.1	41.3~47.6				
LLPBCZ-080603			60.3	44.5~50.8				
LLPBCZ-080635			63.5	47.6~54.0				
LLPBCZ-096205			9.6	9.9				
LLPBCZ-096237	23.7	6.4~12.7						
LLPBCZ-096269	26.9	9.5~15.9						
LLPBCZ-096301	30.1	12.7~19.1						
LLPBCZ-096332	33.2	15.9~22.2						
LLPBCZ-096364	36.4	19.1~25.4						

Part Number	Rivet Diameter (D) nom.	Hole Size	Break Point Length(B)	Grip Range	Head Diameter (H) max.	Head Thickness (T) max.	Standard Strength (kN) typ.	
							Shear	Tensile
LLPBCZ-096396	9.6	9.9	39.6	22.2~28.6	18.1~20.0	5.6~6.3	30.4	28.9
LLPBCZ-096428			42.8	25.4~31.8				
LLPBCZ-096459			45.9	28.6~34.9				
LLPBCZ-096491			49.1	31.8~38.1				
LLPBCZ-096523			52.3	34.9~41.3				
LLPBCZ-096555			55.5	38.1~44.5				
LLPBCZ-096586			58.6	41.3~47.6				
LLPBCZ-096618			61.8	44.5~50.8				
LLPBCZ-096650			65.0	47.6~54.0				

Collar Type	Standard, Flange, Half
Material	Carbon Steel
Finish	Zinc Plate



Part Number	Pin Diameter (D) nom.	F	G	H	J	K	Type
LLCSCZ-048000	4.8	4.7~5.0	7.7~7.9	5.5~6.3			Standard
LLCSCZ-064000	6.4	6.5~6.8	10.2~10.4	7.2~8.2			
LLCSCZ-080000	8.0	7.7~8.0	12.3~12.6	8.8~9.7			
LLCSCZ-096000	9.6	9.5~9.8	15.0~15.3	10.9~11.7			
LLCFCZ-048000	4.8	4.7~5.0	7.7~7.9	6.3~7.2	0.7~1.6	9.1~10.0	Flange
LLCFCZ-064000	6.4	6.5~6.8	10.2~10.4	8.8~9.7	1.1~2.0	12.2~13.2	
LLCFCZ-080000	8.0	7.7~8.0	12.6~12.9	10.0~10.9	1.5~2.4	15.4~16.3	
LLCFCZ-096000	9.6	9.6~10.0	15.2~15.5	12.7~13.6	1.5~3.2	18.2~19.9	
LLCHCZ-048000	4.8	4.7~5.0	7.7~7.9	3.3~4.2	2.4		Half
LLCHCZ-064000	6.4	6.5~6.8	10.2~10.4	4.3~5.2	3.2		
LLCHCZ-080000	8.0	7.7~8.0	12.3~12.6	5.7~6.5	3.2		
LLCHCZ-096000	9.6	9.5~9.8	14.9~15.3	7.6~9.5	4.0		

NOTE)

1. When using flange collar, select the grip range after addition of dimension(J) from thickness of part.
2. When using half collar, select the grip range after subtraction of dimension(J) from thickness of part.
3. When using half collar, tensile is reduced to approximately 45%